

VXA-210

RUGGED AIR BAND TRANSCEIVER

Pilot

VIVA-TELECOM.RU



- 5 Watts TX Output Power (at 7.2 V. 5 W P.E.P. typ., 1.5 W carrier)
- 150 Memory Channels (Incl. Pre-Programmed Book Memory Channels)
- PC Programmable
- VOR Navigation Display
- 8-Character Alpha-Numeric Display
- Back-Lit Keypad and Display
- One Touch Emergency Frequency (121.5 MHz) Access
- RX Battery Saver
- Rugged, Mil-Spec Construction
- Water Resistant to JIS-4 Specifications
- NOAA Weather Channel Receive (U.S.A. Only)
- Temperature Measuring Feature Included
- Barometric Pressure, Altitude and Density Altitude Measuring Capability (Option)



Actual Size

 **Vertex Standard**


Pilot
AIR BAND TRANSCEIVER

VXA-210

Professional-Grade Airband Monitoring with VOR Navigation Display

RUGGED MIL-STD CONSTRUCTION AND ULTRA COMPACT SIZE

The Pilot meets the demanding ruggedness requirements of MIL-STD 810. The durable high impact housing and die-cast chassis assure reliable performance even under the most adverse operating conditions. And Vertex Standard's exclusive rubber gasketing system around the housing seams, keypad, knobs, microphone jacks, and speaker grille ensures that the Vertex Standard "Pilot" sets a new standard for water resistance among airband transceivers today, with its JIS-4 level of protection.



DIRECT FREQUENCY ENTRY VIA EASY-TO-READ BACK-LIT KEYPAD

For quick access to operating frequencies, simply enter the frequency information directly from the 16 button keypad, then press the "Push To Talk" (PTT) button to transmit. There's no need to store frequencies in memory before you can operate on them.



TEMPERATURE MEASURING FEATURE INCLUDED

The Pilot includes a temperature-sensing device, which is used to provide a read out of the ambient temperature. The temperature sensor readout may be activated even when the unit is turned off.



BAROMETRIC PRESSURE, ALTITUDE AND DENSITY ALTITUDE MEASURING CAPABILITY (Option)

Adding the optional SU-1 sensor unit will activate many useful features on the Pilot. With the SU-1 installed the Pilot will monitor barometric pressure and altitude (not intended for primary navigation purposes) and provide the current density altitude calculations with a simple keystroke. There is also an easy-to-follow calibration procedure to aid in the accuracy of this feature. These parameters may also be monitored while the radio is turned off.




150 MEMORY CHANNELS

50 Regular Memory channels and 100 "Book" Memory channels can store just about any commonly used operating frequencies. Convenient Alpha-Numeric display titling makes recalling information stored in memory channels quick and easy.

OTHER FEATURES: •Automatic Noise Limiter •Skip Scan •Split Channel Operation •One Touch Emergency Frequency (121.5 MHz) Access •5 Watts PEP (@7.2 V DC) Transmit Power Output •External DC Input (DC 12 V). Optional E-DC-5B required •Low Battery Indicator •Optional Alkaline Battery Case

SUPPLIED ACCESSORIES: •Helical Antenna ATV-7 •Ni-Cd Battery Pack (7.2 V, 700 mAh) FNB-64 •Overnight Desktop Charger NC-77B/C/U* •Belt Clip •Headset Cable CT-60 •Operating Manual

ACCESSORIES & AVAILABLE OPTIONS



*"B" suffix for use with 120 VAC, "C" suffix for use with 240 VAC, or "U" suffix for use with 230 VAC.

About this brochure: We have made this brochure as comprehensive and factual as possible. We reserve the right, however, to make changes at any time in equipment, optional accessories, specifications, model numbers, and availability. Precise frequency range may be different in some countries. Some accessories shown herein may not be available in some countries. Some information may have been updated since the time of printing; please check with your Authorized Vertex Standard Dealer for complete details.

Vertex Standard

— VERTEX STANDARD CO., LTD. —

4-8-8 Nakameguro, Meguro-ku, Tokyo 153-8644, Japan

For our latest product news, visit us on the Internet:
<http://www.vxstdusa.com> <http://www.yaesu.co.uk>

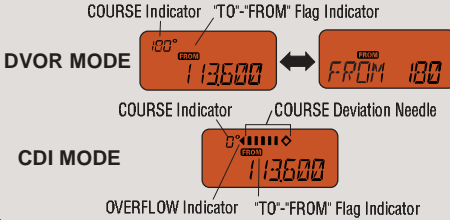
WWW.VIVA-TELECOM.RU

2002.0130NA(U/E)

B9200380 Printed in Japan

VOR NAVIGATION DISPLAY (NAV BAND 108.000 - 117.975 MHz)

■ DVOR TO AND FROM DISPLAY ■ AUTOMATIC BEARING CENTERING SYSTEM



Press and Hold (MON) key 2 seconds to toggle the DVOR Radial Digits to the larger Display area.

COURSE Indicator
COURSE Deviation Needle
TWO - Degree Deviation Marks
"TO"-FROM" Flag Indicator
General VOR Equipment



ONE TOUCH SQUELCH CONTROL

Breaking the squelch threshold has never been easier. Press the monitor (MON) button for two seconds and the Pilot's squelch remains opened for monitoring weak and distant signals. Pressing MON again restores squelch settings. This is TRUE one handed operation. No need to fumble with tightly spaced concentric knobs.

RECEIVE BATTERY SAVER

This feature is designed to maximize the life of the transceiver's battery. When the Pilot is in the standby mode the battery saver de-energizes the transceiver's circuitry, waking it up at user-selected intervals to sample for radio activity. If no activity is detected the Pilot goes back into its sleep mode. Current consumption is minimized, thereby maximizing battery life. This feature is only found on Vertex Standard Airband transceivers.

NOAA WEATHER CHANNELS (U.S.A. Only)

The Pilot can receive all 10 NOAA weather broadcast frequencies. The Automatic Active Weather Channel Locator (a Vertex Standard exclusive) automatically scans for active NOAA weather stations in your area when WX band is selected.

MENU MODE

The Pilot allows easy access to the Menu ("Set") mode. The "Set" mode is a straightforward and intuitive feature for changing the operating parameters of the Pilot. This allows easy user access to squelch settings, clearing memory information, scanning, scan lamp, keypad beep, battery saver settings, display backlighting, and priority channel check time.

HEADSET ADAPTER INCLUDED

The CT-60 headset adapter is a convenient way to operate the Pilot with your favorite aviation headset, intercom, and external push-to-talk switch. The internal Monitor feature will allow you to monitor your transmitted audio through your headset in noisy cockpit environments.

3-WAY DISPLAY TITLING AND BACK-LIT DISPLAY

Easy to use, versatile access to channel information is critical to successful transceiver operation. Only Vertex Standard Airband transceivers offer you one-keystroke access to three different methods of displaying memory channel information: Frequency, Channel Number, or Alpha-Numeric title.



PC PROGRAMMABLE

The channel configurations can be easily re-programmed in minutes using the optional PC Programming cable (CT-42), software (CE41A) and your PC. As your operating needs change, you can quickly re-program your Pilot with the important frequency data you need.

SPECIFICATIONS

General	
Frequency range:	TX 118.000 - 136.975 MHz (COM Band) RX 108.000 - 117.975 MHz (NAV Band) 118.000 - 136.975 MHz (COM Band) WX Channels WX-01 - WX-10 (U.S.A. Only)
Channel Spacing:	25 kHz
Operating Modes:	TX: AM; RX: AM/FM
Supply Voltage:	6.0-15.0 V DC
Current Consumption:	65 mA (squelched) 190 mA (receive) 1 A at 1.5 W
Temperature Range:	+14° F to +140° F (-10° C to +60° C)
Case Size (WxHxD):	2.3" x 4.3" x 1.18" (w/FNB-64) (58 x 109 x 30 mm)
Weight (approx.):	12.2 oz (345 g) w/ FNB-64, ANT and Belt Clip
Receiver	
Circuit Type:	Double-conversion Superheterodyne
IFs:	35.4 MHz and 450 kHz
Sensitivity:	< 0.8 μV (for 6 dB SN with 1 kHz, 30% modulation)
Selectivity:	> 8 kHz/40 dB
Adjacent Ch. Selectivity:	< 25 kHz/40 dB
AF Output:	400 mW @ 8 Ohms, 10% THD
Transmitter	
Power Output:	5.0 W (PEP), 1.5 W (Carrier Power) @ 7.2 V DC
Frequency Stability:	Better than ±10 ppm (+14° F to +140° F, -10° C to +60° C)
Modulation System:	Low Level Amplitude Modulation
Spurious Emission:	> 60 dB below carrier
Int. Microphone Type:	Condenser
Ext. Mic. Impedance:	150 Ohms
Specifications are subject to change without notice or obligation.	

— VERTEX STANDARD — Phone 562/404-2700; Fax 562/404-1210
Email: yaesu@vstcs.com www.vxstdusa.com

US Headquarters
17210 Edwards Road, Cerritos, CA 90703, U.S.A.

International Division
8350 N.W. 52nd Terrace, Suite 201, Miami, FL 33166, U.S.A.

YAESU EUROPE B.V.
P.O. Box 75525 1118 ZN, Schiphol, The Netherlands

YAESU UK LTD. Email: sales@yaesu.co.uk

Unit 12, Sun Valley Business Park, Winnall Close
Winchester, Hampshire, SO23 1LK, U.K.

VERTEX STANDARD HK LTD.
Unit 5, 20/F., Seaview Centre, 139-141 Hoi Bun Road,
Kwun Tong, Kowloon, Hong Kong